



Institution: Missouri University of Science and Technology (178411)

User ID: 29C0011

**Screening Questions**

Were your annual total library expenses for Fiscal Year 2016:

<input type="radio"/>	Less than \$100,000	<input checked="" type="radio"/>	Greater than or equal to \$100,000
-----------------------	---------------------	----------------------------------	------------------------------------




Is the library collection entirely electronic?

<input checked="" type="radio"/>	No	<input type="radio"/>	Yes
----------------------------------	----	-----------------------	-----

**Library Collections/Circulation and Interlibrary Loan Services**

Section I:  
For all degree-granting institutions with  
library expenses >0

**NOTE - This section of the survey collects data on selected types of material. It does not cover all materials. Report the total number of each category held at the END of Fiscal Year 2016.**

<u>Library Collections</u>	Physical		Digital/Electronic		Total
		Prior Year Amount		Prior Year Amount	
 Books	<input type="text" value="311,751"/>		<input type="text" value="510,288"/>	<b>439,468</b>	
<u>Databases</u>			<input type="text" value="180"/>	<b>180</b>	
<u>Media</u>	<input type="text" value="180,681"/>	<b>181,769</b>	<input type="text" value="12,598"/>	<b>11,650</b>	
<u>Serials</u>	<input type="text" value="14,035"/>		<input type="text" value="75,142"/>		
<b>Total</b>	506,467		598,208		1,104,675
 Library Circulation	<input type="text" value="14,053"/>		<input type="text" value="341,498"/>	<b>254,566</b>	355,551
					

Institution: Missouri University of Science and Technology (178411)

User ID: 29C0011

**Expenses**

Section II:  
For degree-granting institutions with  
library expenses >= \$100,000

Library expenses should be reported for the most recent 12-month period that corresponds to your institution's fiscal year that ends before October 1, 2016.

		Amount	Prior Year Amount
? Indicate the number of branch and independent libraries _____ (exclude the main or central library).		0	0
? Expenses		Amount	
Total <u>salaries and wages</u> for the library staff		977,843	919,466
Are staff <u>fringe benefits</u> paid out of the library budget?			
No			
Yes		Total Fringe benefits	281,604
		293,974	
Materials/services expenses			
One-time purchases of <u>books, serial backfiles</u> , and other materials		85,330	
<u>Ongoing commitments to subscriptions</u>		1,403,003	
All other materials/service cost		209,259	
Total materials/services expenses		1,697,592	1,606,057
Operations and maintenance expenses			
<u>Preservation services</u>		0	
All other operations and maintenance expenses		177,292	
Total operations and maintenance expenses		177,292	155,386
Total Expenses		3,146,701	2,962,513
Total Expenses (minus Fringe Benefits)		2,852,727	2,680,909

You may use the space below to provide context for the data you've reported above. This context box will not be posted on the [College Navigator Website](#).

Prepared by


Institution: Missouri University of Science and Technology (178411)

User ID: 29C0011

Summary

Academic Libraries Component Summary

IPEDS collects important information regarding your institution. All data reported in IPEDS survey components become available in the IPEDS Data Center and appear as aggregated data in various Department of Education reports. Additionally, some of the reported data appears in your institution's Data Feedback Report (DFR). The purpose of this summary is to provide you an opportunity to view some of the data that, when accepted through the IPEDS quality control process, will appear on your DFR. Data Feedback Reports will be available through the Data Center and sent to your institution's CEO in November 2016.

Please review your data for accuracy. If you have questions about the data displayed below after reviewing the data reported on the survey screens, please contact the IPEDS Help Desk at: 1-877-225-2568 or [ipedshelp@rti.org](mailto:ipedshelp@rti.org).

Library Collections/Circulation	Physical Collection	Digital/Electronic Collection
Books	311,751	510,288
Databases		180
Media	180,681	12,598
Total Collection	506,467	598,208
Total Circulation	14,053	341,498

Expenses	Amount
Salaries and wages	\$977,843
Fringe benefits	\$293,974
Materials/services expenses	\$1,697,592
Operations and maintenance expenses	\$177,292
Total expenses	\$3,146,701

[Academic Libraries](#)

Missouri University of Science and Technology (178411)

Source	Description	Severity	Resolved	Options
--------	-------------	----------	----------	---------

Screen: Collections/Circulation and Interlibrary Loan Services

Screen Entry	The number entered (12,486) is outside the expected range of between 4,774 and 8,864 compared to the prior year value. Please correct your data or explain. (Error #15015)	Explanation	Yes	